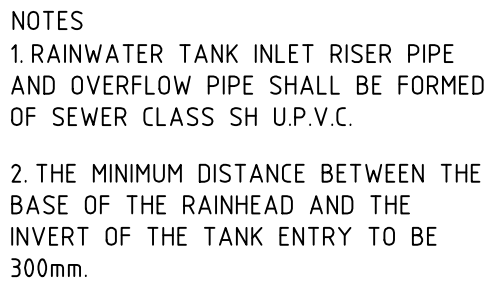


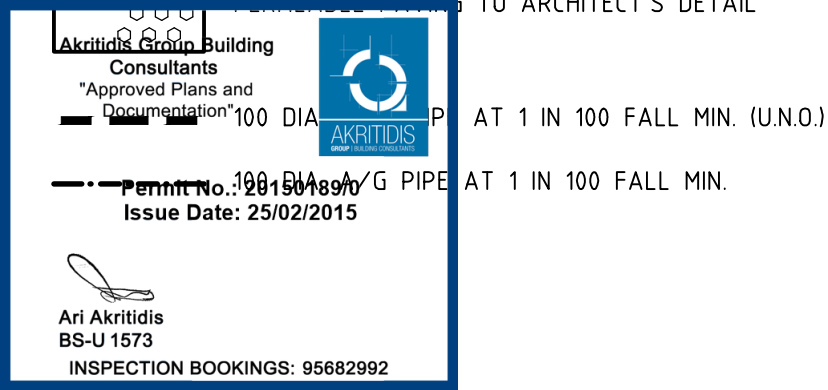
1. ALL DRAIN PIPES TO BE 100mm DIA. AT 1 IN 100 UNO.
2. MINIMUM COVER TO GRASSED AREAS TO BE 300mm.
3. MINIMUM COVER TO PAVED AREAS TO BE 450mm.
4. ALL 150Ø u.P.V.C. PIPES TO BE PROVIDED WITH INSPECTION OPENINGS AT 10m CTS MAX AND AT ALL CHANGES IN DIRECTIONS.
5. ALL PAVING AND GROUND IMMEDIATELY ADJACENT TO BUILDING TO BE GRADED TO FALL 50mm OVER THE FIRST METRE IN ACCORDANCE WITH SOIL REPORT.
6. THE BASE OF TRENCHES SHALL BE SLOPED AWAY FROM THE BUILDING. TRENCHES SHALL BE BACKFILLED WITH CLAY IN THE TOP 300mm WITHIN 15m OF THE BUILDING. THE CLAY USED FOR BACKFILLING SHALL BE COMPACTED.

SCALE 1:100



NOT TO SCALE

PAVEMENT AND PIPE LEGEND



DAVID NOVAK & ASSOCIATES PTY.
LTD.
CONSULTING STRUCTURAL AND CIVIL ENGINEERS
ABN 61 081 971 235

407 High Street, Ashburton, VIC. 3147
Telephone (03) 9885 2252
Facsimile (03) 9885 5228
Email info@davidnovak.com.au

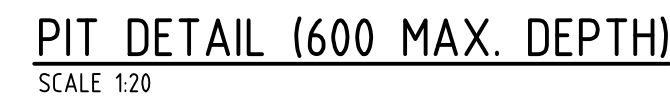
COPYRIGHT
THIS DRAWING AND DESIGN MUST NOT BE COPIED IN WHOLE
OR PART WITHOUT THE WRITTEN CONSENT OF DAVID NOVAK
AND ASSOCIATES.

TITLE
NEW RESIDENCE
4 FLORIDA AVE.
BEAUMARIS

PROPOSED DRAINAGE AND PAVEMENT PLAN

DO NOT SCALE, IF IN DOUBT ASK

DRAWN T T	DATE FEB. 15	APPROVED	DATE
CHECKED	DATE	SCALE AS SHOWN	SIZE A1
PROJECT No. 15-025		DRAWING No. C01	REV



DRAWN TT	DATE FEB.15	APPROVED	DATE
CHECKED	DATE	SCALE AS SHOWN	SIZE A1
PROJECT No. 15-025		DRAWING No. C02	REV

